


K7



YEAR
5
WARRANTY

ETAP 



ETAP K7 is a complete range of compact emergency lighting based on LED technology. It is designed to fully exploit all of the advantages of LEDs.



Saving on maintenance and energy

Reduced maintenance cost

High quality LEDs provide lighting with a particularly long lifetime, but the light output decreases slightly in the course of time. By adapting the mechanical and thermal design of the LED system, our engineers managed to achieve a useful expected lifetime of more than ten years (see also the ETAP White Paper on LEDs, on www.etaplighting.com).

The long lifetime of LED luminaires has a positive influence on the light source replacement frequency and all related maintenance costs. The higher initial investment cost for K7 LED luminaires – compared to fluorescent luminaires – is paid back in two years.

Lower energy consumption

Energy use with LEDs is considerably lower than with fluorescent light sources. With LED luminaires you can achieve considerable savings compared to an installation of fluorescent luminaires, as shown in the example below.

Example: Energy consumption over 10 years of an installation with 100 luminaires of which 40 are maintained



	LED	FLUO	SAVING	Households *	CO ₂ equivalents
self-contained	12.500 kWh	46.000 kWh	33.500 kWh (70%)	9	19,8 tons
central battery	17.500 kWh	40.000 kWh	22.500 kWh (55%)	6	13,3 tons

* The average yearly energy consumption of 1 household amounts to 3750 kWh

Invest less for more safety


With K7 you don't need as many luminaires. Thanks to the carefully selected light optic, the K7 range offers escape route and anti-panic lighting luminaires with large distances for all mounting heights. You thus invest less to achieve the required light levels according to the European standard EN 1838.

Escape route

Wide-angle reflector with 3W LED.
The light is concentrated along the axis of the escape route.



Lens reflector




Anti-panic

All round, wide-angle lens with 3W LED.
The light is spread equally over the widest area possible.



Lens

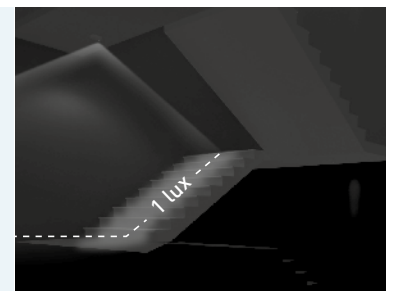


Stairways

Wide-angle Fresnel lens with 3W LED.
The light is concentrated along the axis of the stairs



Lens




Maintained

The maintained versions provide an adequate illumination of corridors, stairways and open areas at night. Night guards or other personnel can easily find their way without using general lighting. The day light sensor deactivates the light source during the day to reduce energy consumption to a minimum.


Increased comfort

For areas where the maintained luminaires are too blinding because of unfavourable mounting conditions, the diffuser version increases viewing comfort considerably.



In the comfort version, the luminance is further reduced.


Better sign visibility



Signage luminaires with optimal visibility are critically important during an emergency situation. By using a light guide with only one 3W LED and a dot-matrix on the pictogram foil, we have created signage luminaires that have a perfect homogeneously illuminated pictogram for optimal visibility and increased safety.

Escape route and light spot module

K7 for signage can optionally be equipped with an escape route or light spot module to reduce the number of luminaires needed.



With an escape route module less luminaires are required to achieve 1 lux on the escape route, with a mounting height of 2.25 metres.



With a light spot module 5 lux is achieved, up to 4 metres mounting height without extra luminaires.

Easy to mount and maintain



Easy installation on all surfaces

Mounting the K7 series is very easy. The sheet metal mounting plate assures stable mounting without deforming even on irregular walls.

The through wiring accessory can also accommodate surface mounted cabling and a communication module to make the luminaire compatible with building management systems.

Flexibility

For K7 signage, the signage foil is easy to place, remove, and change. You simply slide the foil behind the luminaire cover during mounting. Because the foil is firmly located in the cover, it cannot slip and the image always stays clear and focused. This facilitates the recognition of the signs and results in a higher safety.

The signage and optional module can be set to operate as maintained or non-maintained. You can set this yourself when you install the luminaire. One luminaire type can easily be adapted to the on site requirements which simplifies your logistics.

Safe and easy maintenance

When dismantling a K7 luminaire, it automatically loses power thanks to the automatic connection system. Afterwards, all maintenance can easily be carried out at floor level.

The LED light source is replaceable in all K7 luminaires. For signage luminaires the EST+ (European Safety Test) selftest indicates when the light source doesn't comply with the EN1838 anymore. After replacement, the safety is certain for another ten years.

*Easy installation in all situations and on all types of surfaces;
Through wiring accessory;
The signage foil is very easy to place, remove, and change;
Simply disconnect to replace the LED light source.*

Anticipate future expansions

Upgradeable luminaires

When your installation expands in the course of time, the investment in a central control and management system becomes more relevant to comply with the standard EN50172 regarding testing and maintenance of your emergency installation. But this often requires the replacement of the existing luminaires. If you choose for K7 EST+ luminaires from the start, this issue does not arise. They can be equipped at any time with an upgrade circuit for wired or wireless communication. One simple handling is enough to adjust the existing K7 EST+ luminaires and connect them to the ETAP Safety Manager (ESM) System.



Upgrade to ESM

Whenever you extend your building complex and choose the ESM system, you must not replace the existing luminaires.





Decrease your ecological footprint



Less CO₂ emissions

Our K7 range is standard equipped with LEDs and NiMH batteries. This clearly results in lower energy consumption and consequently less CO₂ emissions in comparison with fluorescent luminaires. This can even mount to 70%. For example:

The production of one kWh of electricity in Europe generates on average 590 grams* of CO₂-equivalents. By replacing 27 conventional maintained fluorescent luminaires with energy efficient K7 LED luminaires, CO₂ emission will decrease by more than 1,000 kg per year.

() source: Ecoinvent databank v.2.0*

In combination with a central battery system, K7 will exhibit a 3 times lower energy consumption than an installation with conventional fluorescent luminaires. You will be able to use a smaller ETAP Battery System (EBS). This results in a smaller investment and fewer batteries to recycle at the end of life.

Easier to recycle

NiMH batteries are more environmentally friendly than the conventional NiCd batteries. They do not contain any cadmium and are 50% more compact.

The small housing of the K7 lighting luminaires use less material that needs to be recycled at the end of its lifetime. Because the housing contains no screws, it can be disassembled very easily.

5 year Warranty

As a result of the high quality and reliability of components used in manufacturing the K7 product, ETAP is proud to offer a 5 year warranty.



One style throughout your building

→ Mounting height

→ Anti-panic lighting

→ Escape route lighting

→ Comfort

Maintained & non-maintained
44 x 150 x 70 mm

Maintained
52 x 182 x 85 mm



also for stairway lighting (H: max. 3,5m)



→ Wall



Single sided



Single or double sided

→ Ceiling



Single or double sided



Single or double sided



Single or double sided



The K7 series offers an adapted solution for every application. With this complete product range, you are provided with a single harmonised style in your projects and buildings.

- Luminaires for signage, escape route lighting, and anti-panic lighting
- Mounting solutions for all applications
- Self-contained (non-maintained or maintained) luminaires (equipped with a self test): available with ESM (ETAP Safety Manager), both wired or wireless
- Luminaires for central battery systems can be integrated in an ETAP Battery System (EBS).



Signage luminaires are available as an option with light spot or escape route module



K7

- LED technology
 - > Low maintenance cost
 - > Low energy consumption
- Well-thought-out light distribution, fewer luminaires
- Better sign visibility, increased safety
- Easy to mount and maintain
- "Upgradable" to ETAP Safety Manager
- Low ecological footprint
- Complete range

ETAP Lighting, U.K. Branch ■ 7 Progress Business Centre ■ Whittle Park Way ■ Slough ■ Berkshire SL1 6DQ
Tel. +44 (0)1628 559650 ■ Fax +44 (0)1628 559012 ■ e-mail: enquiries@etaplighting.com ■ www.etaplighting.com

International Lighting Systems as ■ Drammensveien 130 (Inngang Verkstedveien) ■ 0277 Oslo ■ Norway
Tel. +47 (0)22 55 54 22 ■ Fax +47 (0)22 55 65 22 ■ firmapost@ils.no

ETAP Export Department ■ Antwerpsesteenweg 130 ■ B-2390 Malle ■ Belgium
Tel. +32 (0)3 310 02 11 ■ Fax +32 (0)3 311 61 42 ■ export@etaplighting.com

www.etaplighting.com